




Beyoncé's old-school business strategy



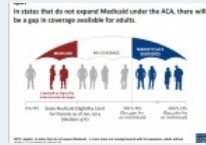
The materials basis of modern society



The historical roots of partisan fights



Goldman Sachs reviews its forecasts



Who's not getting Medicaid?



Antibiotics and farms: a primer

Economy | Health Care | Energy | Immigration | Shutdown FAQ | [Archives](#)

Follow: [f](#) [t](#) [s](#)

Search The Washington Post



Print Reprints

America's secret intelligence budget, in 11 (nay, 13) charts

Posted by Dylan Matthews on August 29, 2013 at 2:12 pm

Barton Gellman, the crazy good investigative reporter who broke the NSA story for us a few months back, has a [major scoop](#) with Greg Miller and researcher Julie Tate breaking down the Black Budget, a \$52.6 billion portion of the federal government that goes to the CIA, NSA, and other secret intelligence agencies. They got the budget from Edward Snowden, who, you'll recall, was also the whistleblower responsible for the NSA story. Since 2007, we've known how much the total Black Budget is (before that, with [some years excepted](#), we didn't even know that), but not how much is spent on specific things. Now we know that too.

You can read a PDF of the budget's basics [here](#), and read Gellman and Miller's story [here](#). Wilson Andrews and Todd Lindeman at the graphics team did an awesome interactive breaking down the budget [here](#). But if you're in a rush, here are the basics of what we know now that we didn't yesterday.

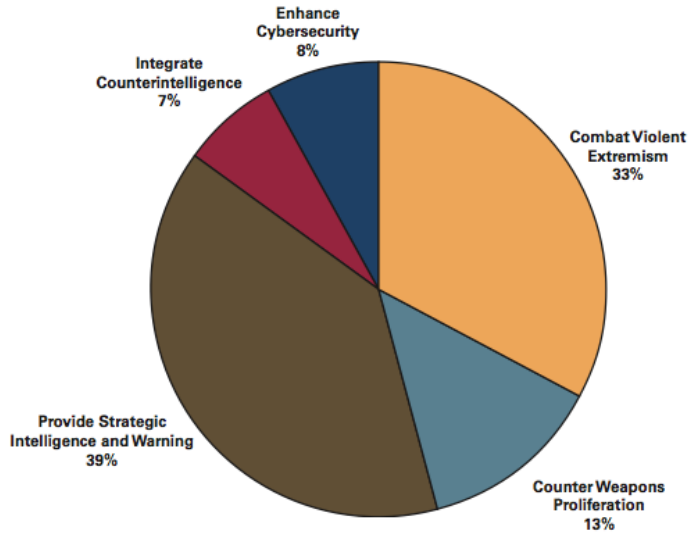
We spend more, across the whole Black Budget, on providing warnings of impending big events than on fighting terrorism or WMDs:

FY 2013 Mission Objective Funding*

\$52.0 Billion

The Post Most:Business





Funding five mission objectives



The most commonly spoken language in the intelligence community is Spanish, followed by Arabic. Farsi, not so much:

Foreign Language Proficiency Payments: Total NIP*

Top Foreign Languages	Civilian	Special Interest Languages	Civilian
Spanish	2,725	Tagalog	62
French	827	Indonesian	48
Chinese (All Dialects)	903	Hindi	73
Arabic (All Dialects)	1,191	Somali	5
Russian	736	Pashto	88
German	521	Persian - Afghan (Dari)	96
Korean	490	Urdu	89
Persian (Farsi) - Iranian	357	Punjabi	45
Portuguese	295	Hausa	3
Other Languages **	1,639		
Total	10,193	Total Special Interest	509

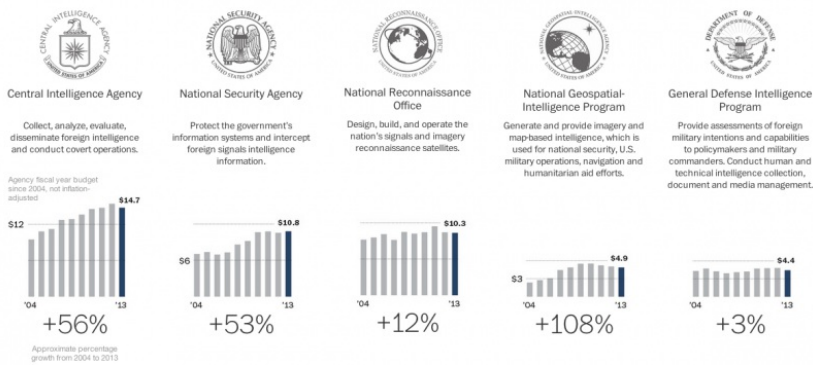
*Includes payments to 7,507 U.S. Government civilian personnel in CIA, DIA, FBI, NSA, and others included in the program volumes.

**There are up to 71 "Other" Languages for which proficiency payments are made. The complete list is available upon request.

The CIA, NSA and National Reconnaissance Office (NRO) receive more than 68 percent of the black budget. The National Geospatial-Intelligence Program's (NGP) budget has grown over 100 percent since 2004.

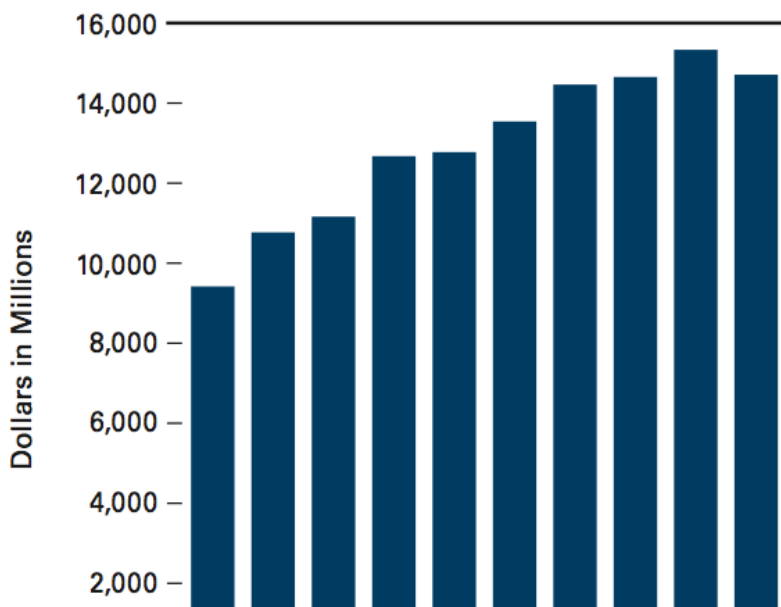
The CIA's our best-funded intelligence-related agency:

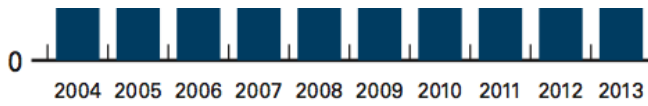
The top five agencies, by spending



Though its funding fell in FY2013:

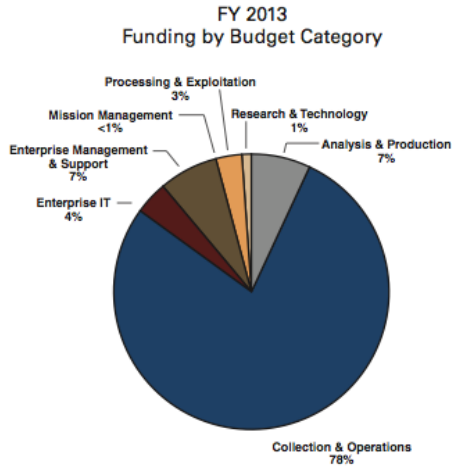
Funds FY 2004 - FY 2013





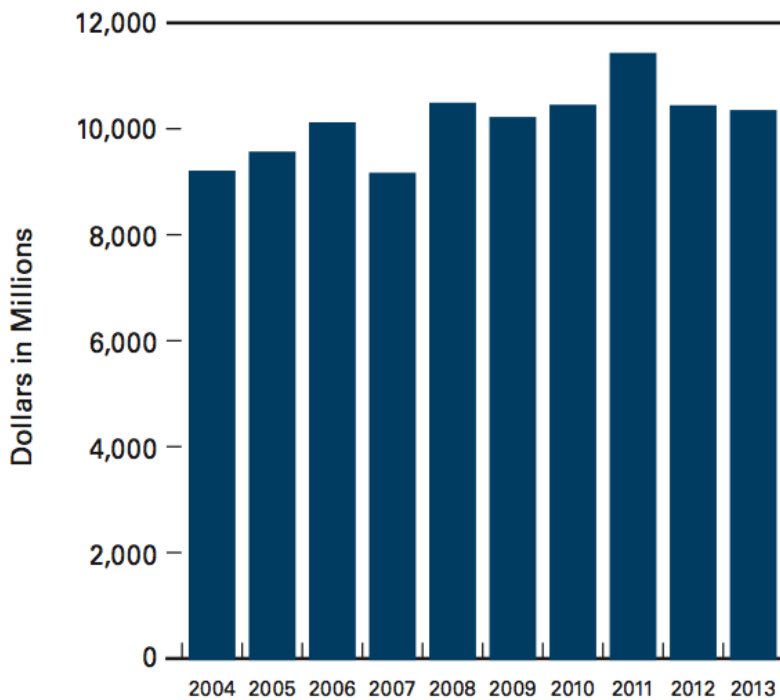
The overwhelming majority of CIA spending is on collecting intelligence:

Central Intelligence Agency Program



National Reconnaissance Office (and other reconnaissance) spending, meanwhile, has been stagnant for a while:

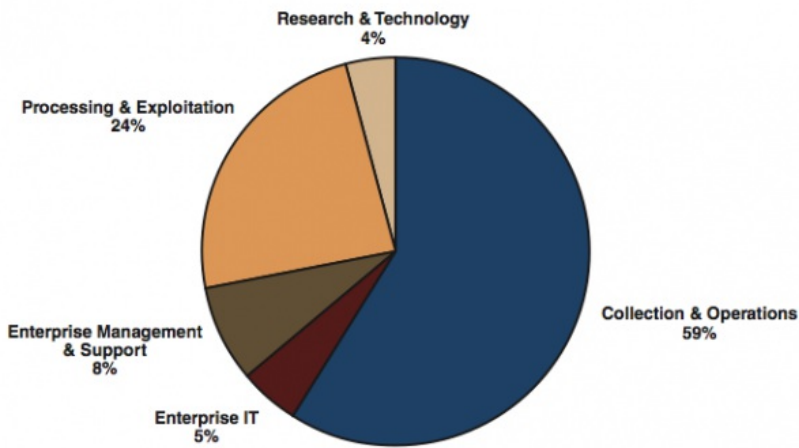
Funds FY 2004 - FY 2013



And its spending is also mainly on collections:

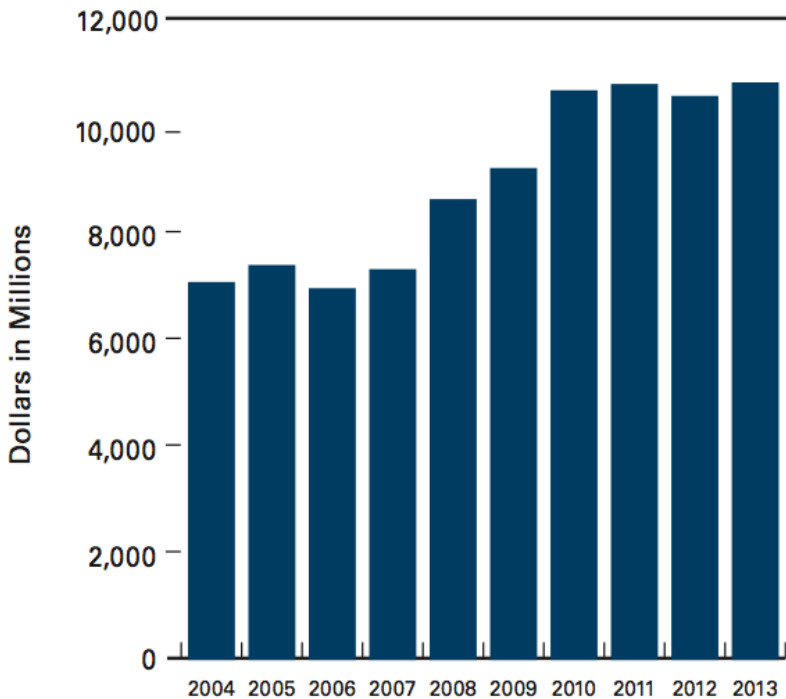
National Reconnaissance Program

FY 2013
Funding by Budget Category



Our cryptography programs have also seen stagnant spending since 2010, after a big jump from 2007 to 2010:

Funds FY 2004 - FY 2013

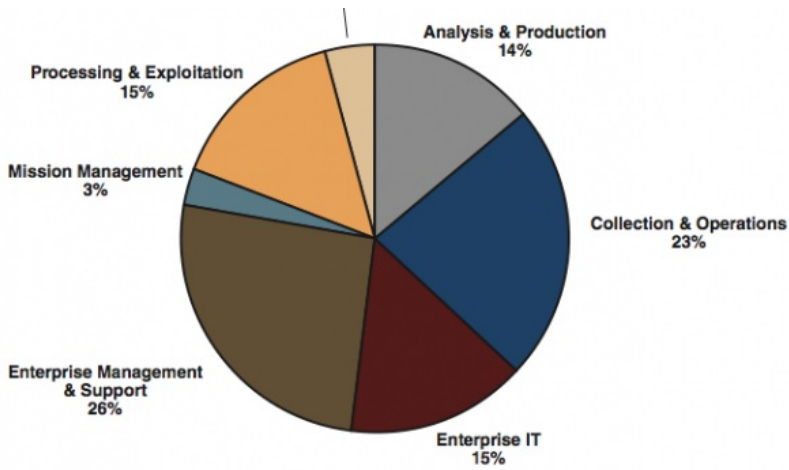


Which goes to more diverse functions:

Consolidated Cryptologic Program

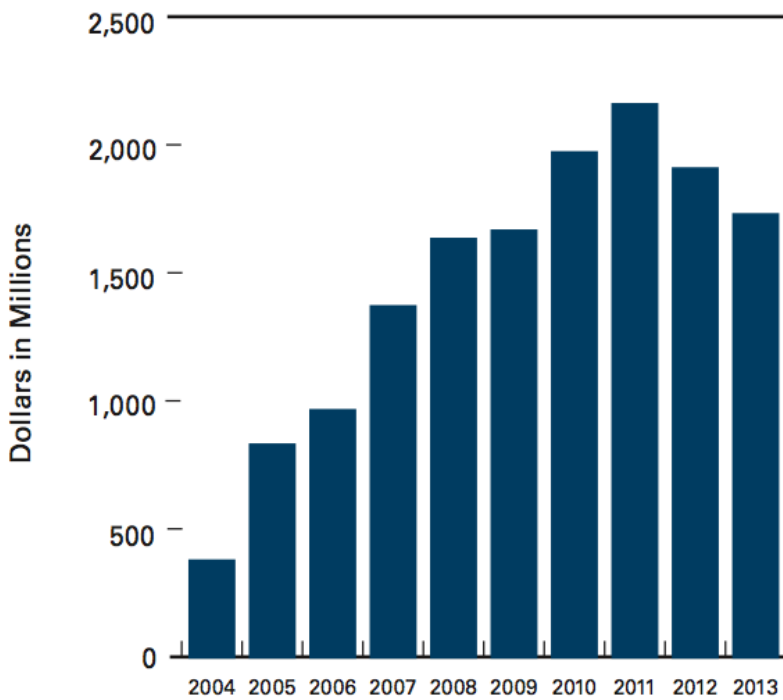
FY 2013
Funding by Budget Category

Research & Technology
4%



The Community Management Account, which is led by the Office of the Director of National Intelligence, saw funding go way up as the DNI office was phased in, but has seen it fall since 2011:

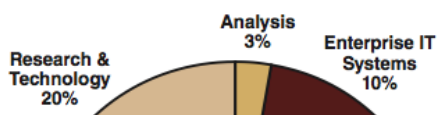
Funds FY 2004 - FY 2013

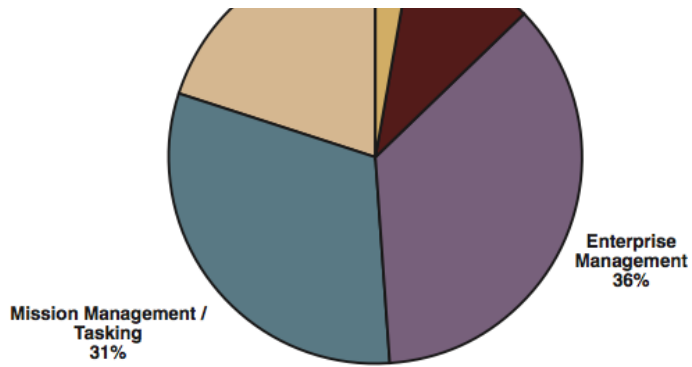


It spends mainly on management activities:

Community Management Account

FY 2013 Funding by Expenditure Center





As the above shows, each agency has a unique breakdown of expenses that reflect the priorities of its mission:

Update: Our awesome colleagues on the graphics team have made their visualizations embeddable, so those are added above, for a total of 13 charts.



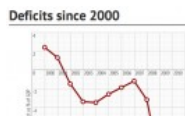
[How the government shutdown works](#)



[Obamacare: What you need to know](#)



[The curious evolution of climate science](#)



[The GOP has lost its reason for being](#)

« PREVIOUS

NEXT »

Justice Dept. won't stop states from legalizing pot. Here's what that means.

By Sarah Kliff August 29, 2013

The IRS and Medicare will now recognize same-sex marriages. All of them.

By Dylan Matthews August 29,

2013